



Wastewater Depot, LLC.
A Woman Owned Small Business

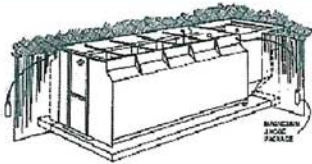
Treatment Plant Replacement Parts Supplier

Call or Email Us today and
we can help you with your
replacement parts needed



See our index for parts needed





Corrosion Prevention



Steel wastewater treatment systems are routinely protected by a coating supplemented with cathodic protection. An impressed current cathodic protection system (ICCP) for a treatment system consists of several magnesium anodes buried in the ground adjacent to the tank structure. Cathodic protection is used to mitigate corrosion damage to active metal surfaces. Cathodic protection is used all over the globe to protect pipelines, water treatment plants, wastewater treatment systems and more. Cathodic protection is used to protect steel fabrication material used in manufacturing your system from corrosion. Corrosion is caused when two dissimilar metals are connected in an electrolytic substance such as water, soil, or concrete. This type of metal conducting path between the two dissimilar metals allows a pathway through which free electrons move from the more active metal (anode) to the less active steel tankage (cathode). If free electrons from the anode do not reach active sites on the cathode before the arrival of oxygen, ions at the active sites can then recombine to produce ferrous hydroxide, i.e. rust which can cause your tankage to fail. This is why anodes are provided for your system. The anodes in most cases will last about five years, therefore needs to be replaced at that time. WWD stocks these replacement anodes.

Anode Size	No. 1	No. 3	No. 5	No. 9	No. 17	No. 32	No. 50
Weight Bare	1 lb.	3 lb.	5 lb.	9 lb.	17 lb.	32 lb.	50 lb.
Weight Pack	5 lb.	4 lb.	15 lb.	27 lb.	45 lb.	75 lb.	95 lb.
Size Bare	1 9/16 x 8 1/4	2 7/8 x 8 1/8	3 1/2 x 9	3 3/4 x 14 1/2	4 1/2 x 18 1/2	5 1/2 x 22 1/2	7 7/8 x 17 1/2
Size Pack	3 1/2 x 10 1/2	5 1/4 x 14	5 1/2 x 14	6 x 16 1/2	6 1/2 x 22	8 x 26	10 x 24
No. in Container	6	5	5	2	2	1	1
Wt. Per Container	30 L.B.	70 L.B.	75 L.B.	54 L.B.	90 L.B.	75 L.B.	95 L.B.

Frequently Replaced Items



Lamps Last only 5,000 hours, replace yearly



Replace Elements Yearly




Sanuril Tablets



Hypo-Chlorination Solution



Dual Sound Enclosures
for Noise Reduction



Replacement Blower Motor
Units on Steel Base



Fiberglass Lift Stations



Electrical Parts and Controls



Fiberglass Sound Enclosure
Series SE



Large Fiberglass Enclosure

Wastewater Depot, LLC

Wastewater Depot, LLC has a full line of replacement parts for your wastewater project - all of the different parts used in wastewater treatment systems. This would include all necessary ancillary equipment and parts needed to correctly operate your wastewater treatment system. If steel components are required, we can also supply those replacement parts. Most of this parts can be shipped to your project site on a timely basis. WWD specializes in replacement parts for all type of wastewater treatment systems, including extended aeration systems, aerobic and anaerobic digesters, flow equalization systems, MBR, SBR, sludge holding tanks, steel and fiberglass lift stations, and both gravity and mechanical classifiers. If your systems needs any replacement part, we are here to provide them for you! Give us a call or email for a request quotation.


Check out our website at www.wastewaterdepot.com



Welded Parts



Spray Nozzles



Handrail and Grating



Fiberglass Enclosures



Sledge Presses



More Information

Wastewater Depot, LLC has a full line of replacement parts for your wastewater project - all of the different parts used in wastewater treatment systems. This would include all necessary ancillary equipment and parts needed to correctly operate your wastewater treatment system. If steel components are required, we can also supply those replacement parts. Most of this parts can be shipped to your project site on a timely basis. WWD specializes in replacement parts for all type of wastewater treatment systems, including extended aeration systems, aerobic and anaerobic digesters, flow equalization systems, MBR, SBR, sludge holding tanks, steel and fiberglass lift stations, and both gravity and mechanical classifiers. If your systems needs any replacement part, we are here to provide them for you! Give us a call or email for a request quotation. Check out our website at www.wastewaterdepot.com

Wastewater Depot, LLC

4446 State Route 132

Batavia, OH 45103

Phone: 513-732-0129

Cell: 513-227-4540

Email: amy@wastewaterdepot.com

